

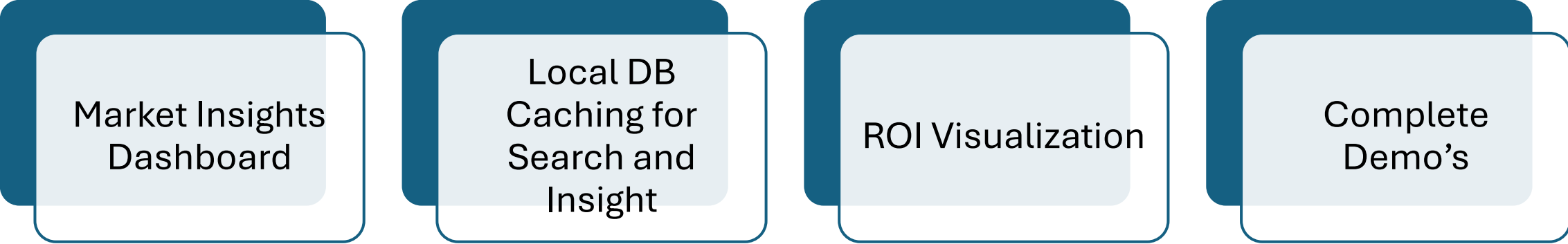
RealEase: Comprehensive Real Estate Insights Platform

Milestone 6 Overview

By Donovan Murphy, Jonathan
Bailey, and Enrique Obregon



Milestone Overview



Market Insights
Dashboard

Local DB
Caching for
Search and
Insight

ROI Visualization

Complete
Demo's

Milestone 5 Plan

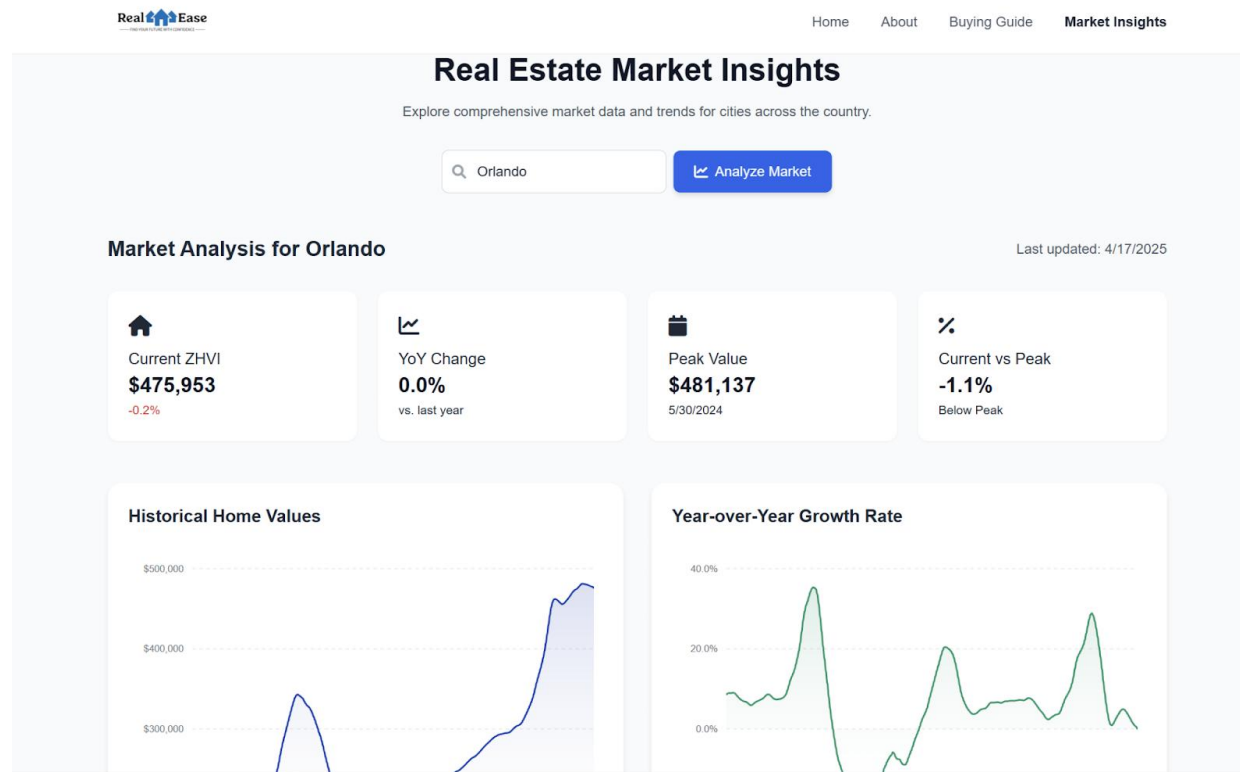
Task	Donovan		Jonathan		Enrique	
1. Finish Neighborhood Insights Dashboard	implement/test	40%	Research	20%	Research/implement	40%
2. Test all tools thoroughly	Design	50%	Design	25%	Design	25%
3. Touch up anything as suggested by advisor and or instructor	Implement	40%	Implement	30%	Implement	30%
4. Integrate with python everywhere	Research and implementation 60%		Research	20%	Research	20%

Task 1: Market Insights Dashboard

Provide the user
with valuable
market trends
and averages

Minimal Latency
&
Graphs

Task 1: Demo Image



Task 2: Local DB Caching and Latency



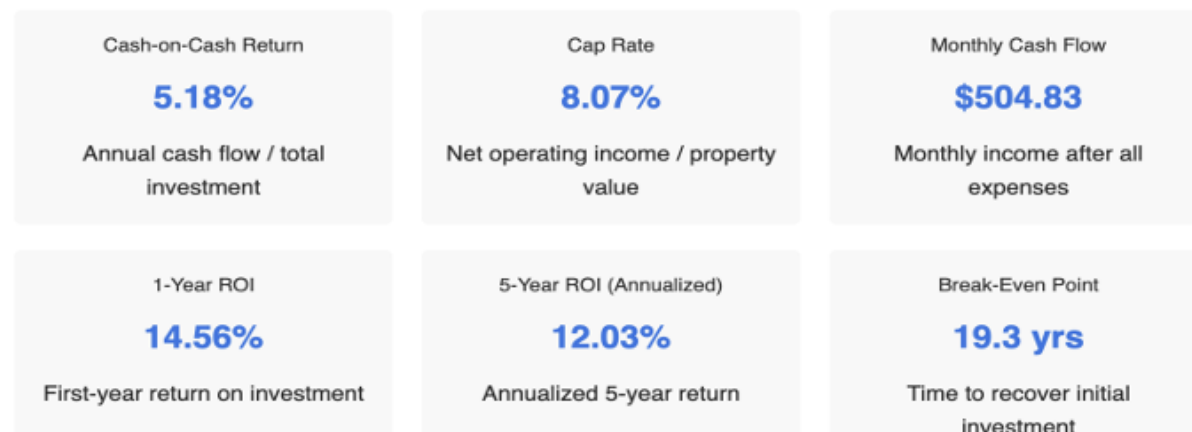
We cache searched locations in our database, so if a user searches one we've already stored, it loads instantly, cutting down latency and avoiding repeat API calls.



Market data is stored in our database and directly powers the interactive menu, making trends and insights load seamlessly and in real time.

Task 3: ROI Visualization

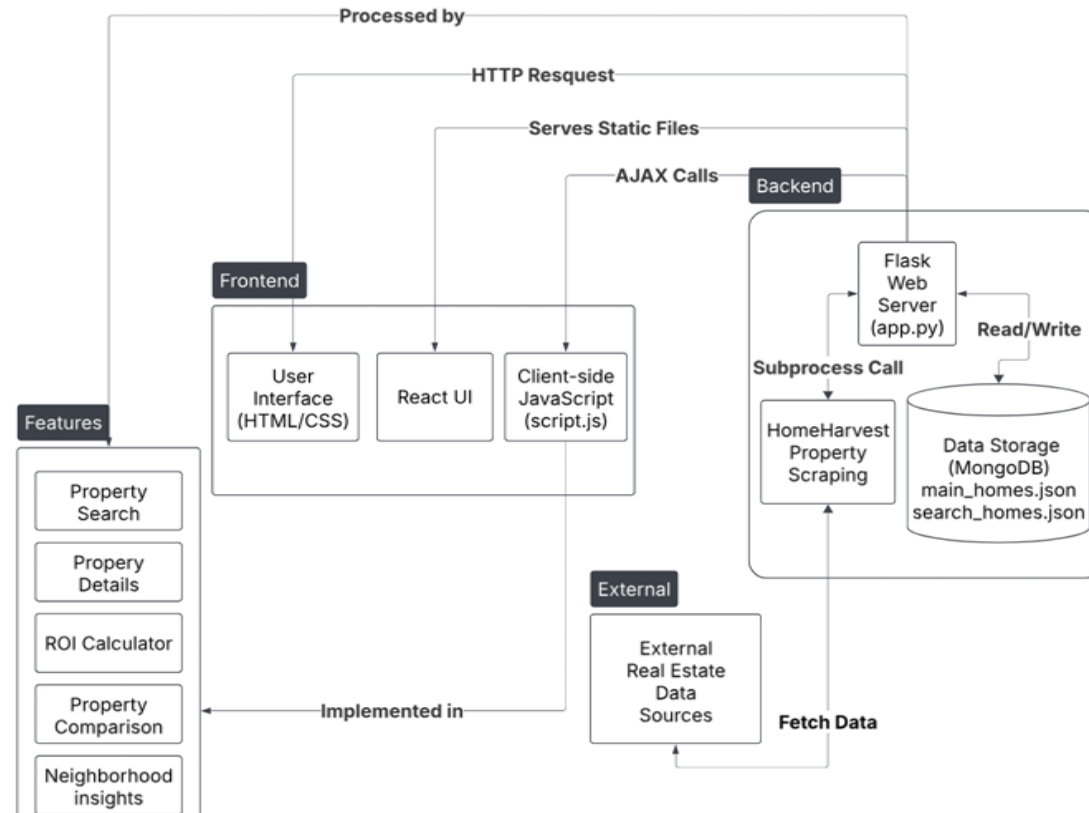
Investment Analysis Results



- Our enhancements to the ROI calculator transformed it from a basic ROI tool into a comprehensive platform with powerful visual elements.



Task 4: System Architecture Diagram



Showcase Preparation Plan

Task	Donovan		Jonathan		Enrique	
1. Finish Neighborhood Insights Dashboard	implement/test	40%	Research	20%	Research/implement	40%
2. Test all tools thoroughly	Design	50%	Design	25%	Design	25%
3. Touch up anything as suggested by advisor and or instructor	Implement	40%	Implement	30%	Implement	30%

Task 1: Rehearse Elevator Pitch

Unique
Features

Speak to
all 3 tools

Task 2: Ensure All Demo Equipment is Working



Test laptops, monitors, and internet connectivity to verify compatibility with our live site



Confirm that all RealEase features—Market Insights Dashboard, Home Comparison Tool, ROI Calculator, and Home Search—load quickly and display correctly

Task 3: Touch Up Based on Feedback

Update
Dashboard
Layout

Ease of Use

Faculty Advisor Feedback

Tool Evaluation

- Have working Demos of each feature at the showcase

Poster

- Minimize the number of paragraphs and use bullet points instead

Preparation

- Practice delivering an elevator pitch

Questions?

